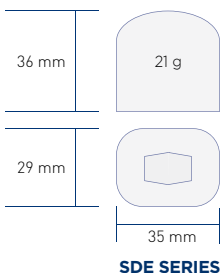







HOLLOW CUBES SDE SERIES





	SDE 18	Version	Prod. kg/24h	Storage kg	Voltage	EURO
	Air	18	4	230/50/1	800	
	Water	n.a.				
	SDE 24	Version	Prod. kg/24h	Storage kg	Voltage	EURO
	Air	24	6	230/50/1	910	
	Water	22,5				
	SDE 30	Version	Prod. kg/24h	Storage kg	Voltage	EURO
	Air	30	6	230/50/1	1.030	
	Water	28				
	SDE 34	Version	Prod. kg/24h	Storage kg	Voltage	EURO
	Air	32	12	230/50/1	1.180	
	Water	28				
	SDE 40	Version	Prod. kg/24h	Storage kg	Voltage	EURO
	Air	38	12	230/50/1	1.320	
	Water	36				
	SDE 50	Version	Prod. kg/24h	Storage kg	Voltage	EURO
	Air	47	17	230/50/1	1.470	
	Water	45				

Version		Prod. kg/24h	Storage kg	Voltage	EURO	SDE 64	
Air	63	20	230/50/1	1.740	 <p>816 mm 89 mm 485 mm 575 mm</p>		
Water	60						

Version		Prod. kg/24h	Storage kg	Voltage	EURO	SDE 84	
Air	82	30	230/50/1	2.110	 <p>892 mm 89 mm 670 mm 595 mm</p>		
Water	90						

Version		Prod. kg/24h	Storage kg	Voltage	EURO	SDE 100	
Air	100	30	230/50/1	2.330	 <p>892 mm 89 mm 670 mm 595 mm</p>		
Water	n.a						

Version		Prod. kg/24h	Storage kg	Voltage	EURO	SDE 170	
Air	165	50	230/50/1	3.110	 <p>892 mm 89 mm 1042 mm 575 mm</p>		
Water	171						

Version		Prod. kg/24h	Storage kg	Voltage	EURO	SDE 220	
Air	215	68	230/50/1	4.445	 <p>1042 mm 89 mm 1042 mm 575 mm</p>		
Water	215						